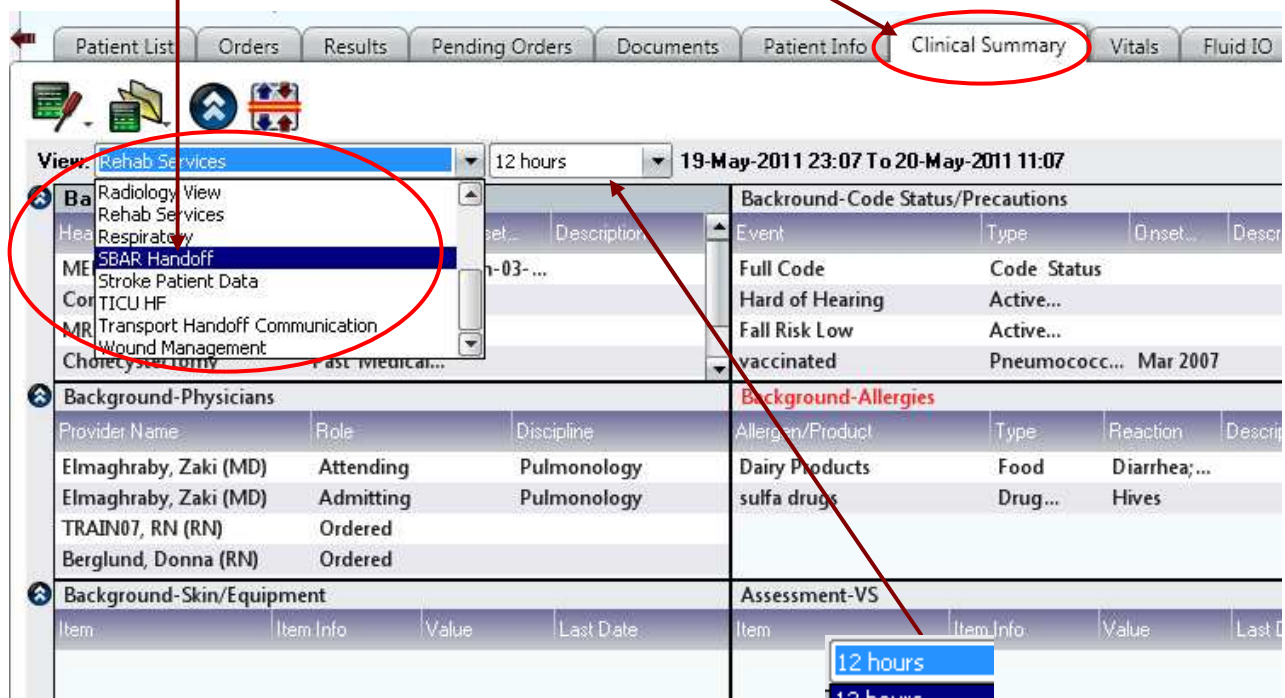


Clinical Summary Tab

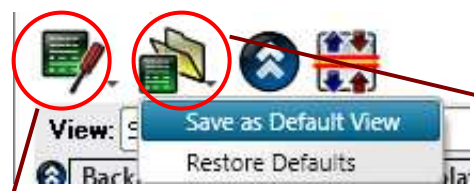
The **Clinical Summary Tab** contains a number of **tiles** which display clinical information on the patient.

Shown here is the **SBAR Handoff** Clinical Summary, but other choices are under the **View** drop down.

The **SBAR Handoff** is to be used during report. The tiles show some information charted in KBC as well as other data such as lab results.

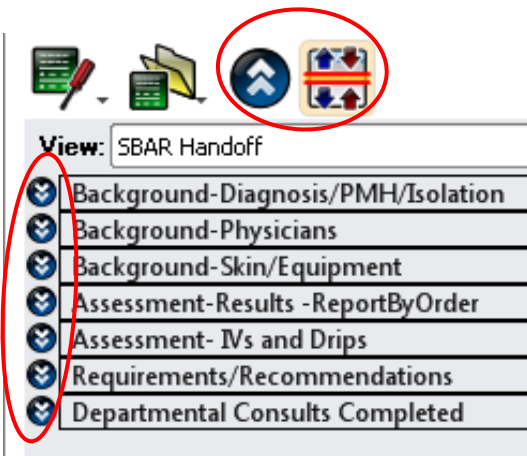


The duration can be changed to display several hours, days or weeks.



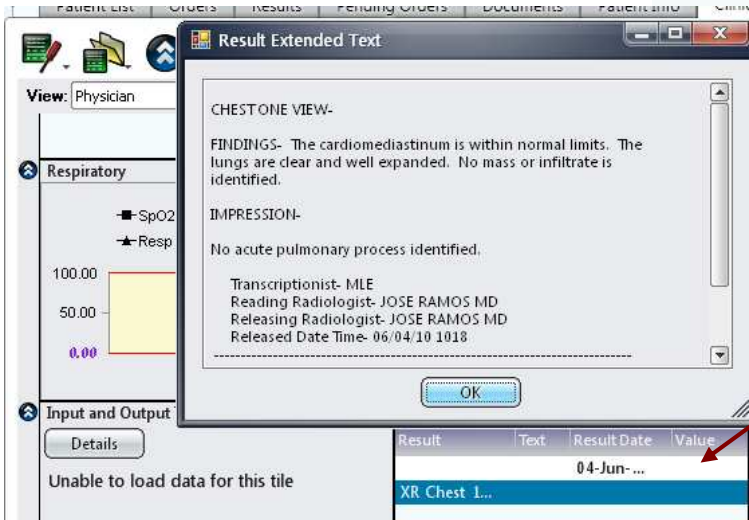
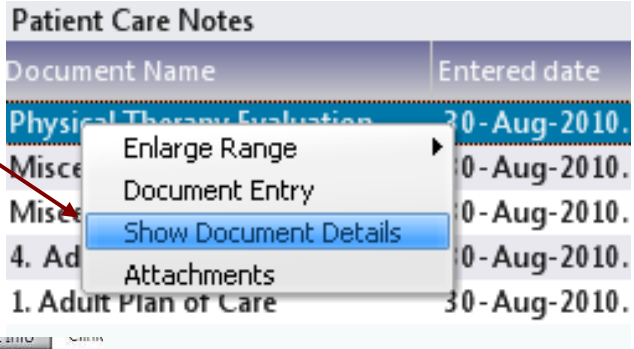
Using the **Configure Display Format** icon, any view can be customized to show only the tiles you want to see.

The **Save the Display Format** icon allows you to save your most viewed Clinical Summary as a Default.



The **Expand & Contract Arrows** allow you to collapse each tile individually, collapse all tiles in the clinical summary or expand the clinical summary over the entire screen (removing the header)

You can read the details of **Documents** in the Clinical Summary:
Highlight the document
Left Click, and choose **Show Document Details**.



To view **Radiology Reports**, double-click on the name of the test

The **Medications** Clinical Summary View allows you to view a list of the patients **Home Medications** compared to a list of their **Inpatient Medications**.

