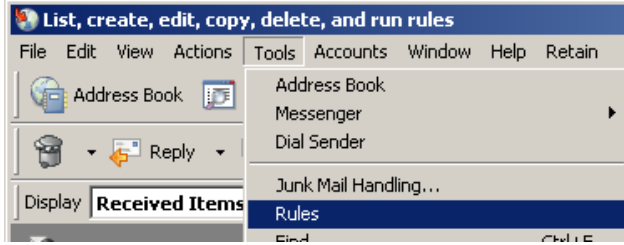
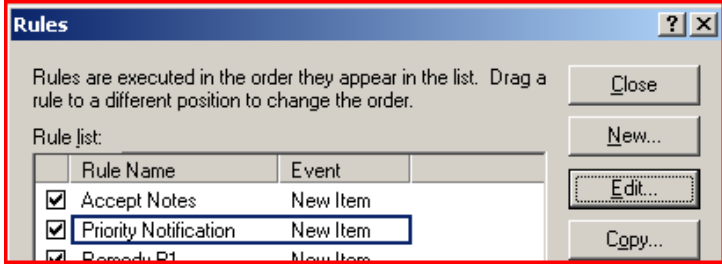


GroupWise – Setting up a Priority Notification Rule, so that no PHI (Private Healthcare Information) gets passed.

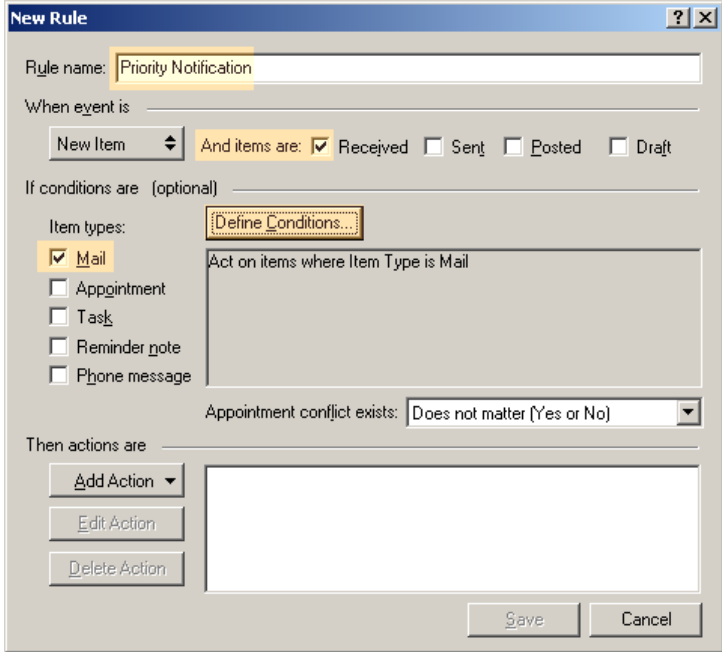
1.) In GW go to **Tools** then **Rules...**



2.) Create a **New...** or Select the **Priority Notification** rule (note could be called something else), then click **Edit...**

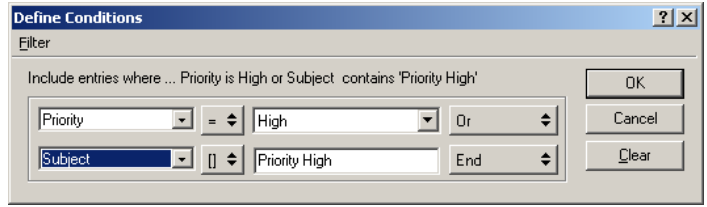


3.) In the **Rule name:** field enter **Priority Notification**, in the **When event is** area check the **And items are:** box, in the **Item types:** area check the **Mail** box. Now click on **Define Conditions...**

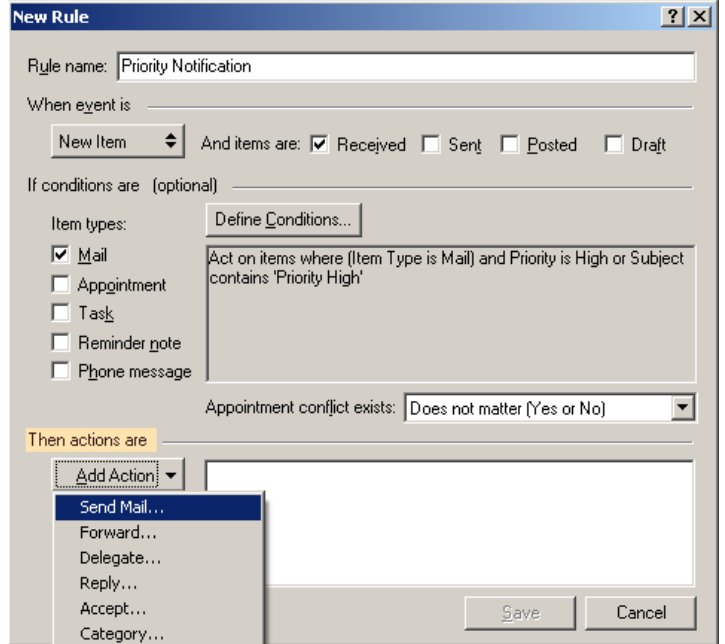


4.) In the Define Conditions window, add the two following conditions...

Priority = High Or
Subject [] Priority High End



5.) In the **Then Actions are** area (highlighted below), delete any actions that are listed by clicking on any listed action then clicking **Delete Action** button, now add a new action by clicking on the **Add Action** button and select **Send Mail...**



6.) In the **New Mail Item** window type the following...
To: <your pager number>@myairmail.com
Example: 3211234567@myairmail.com

Subject: You have a High Pri E-mail

